





Dear Parents/Guardians:

Our school has upgraded to the Lexia Reading v7.01 software program. Lexia programs help students rapidly develop reading skills in an engaging and dynamic way. As an added benefit, Lexia is making this program available to students at home to extend their instructional time via its School-to-Home Connection. This extra time will help students achieve their reading goals at an even faster rate.

1. Can Your Computer Run *Lexia Reading*?

Student Machines		
Operating Systems	Memory	Disk Space
 Windows 2000 (SP4), XP (SP2), Vista	256 MB	500 MB
 Mac OS X 10.3.x-10.5.x		
Other Requirements		
<ul style="list-style-type: none">• 16MB Video RAM• Minimum screen resolution of 800x600• Persistent Internet Connection - Bandwidth Requirements• Compatible web browser (see below)• Student software must be installed on each individual machine- <i>not shared off a server</i>• Access to student.mylexia.com and update.lexialearning.com must be whitelisted on firewall/proxy		
Compatible Web Browsers (for MyLexia.com access)		
Operating Systems	Browsers	
 Windows 2000 (SP4), XP (SP2), Vista	Internet Explorer 6+, Firefox 2+	
 Mac OS X 10.3.x-10.5.x	Safari 1.3+, Firefox 2+	
Other Requirements		
<ul style="list-style-type: none">• Javascript must be enabled• Quick Reading Test requires the Adobe Shockwave plugin v11+• Lexia Lessons and Lexia Skill Builders require Adobe Acrobat Reader v7.0.9+		

2. Go to www.lexialearning.com/mylexia and

click on **School to Home Connection**

3. Download Student Software

Download *Lexia Reading* Installer

<http://www.lexialearning.com/support/lexiareading/license.html>

Scroll down to bottom of page to accept license agreement.

Select the correct install. If you are already running a previous version select upgrade

4 Install & Configure

Print or view the Getting Started document for detailed information on installing on your computer.

- You will need your 16 digit customer code: 8446-3413-0394-6530

(you need to put in the dashes for the code)

5. Student Software Use

- Double-click on the *Lexia Reading* icon on your desktop to launch the software.
- You will need your child's username and password to login Student Login Information:

Username: firstnamelastname (no spaces- no caps)

Password: No password

Note: Lexia Reading software is intended for independent practice by the student with no assistance from parents or siblings. Please allow your son/daughter to work in the program at his/her own pace without assistance. The software will monitor progress and only allow students to progress when they have mastered a skill.

Need Help?

Contact our school's technical staff at: mcgilln@guilford.k12.ct.us

Thank you.